


Research Impact


2018 | 19



Registered Charity No. 1054015

Give hope. Help cope.
tenovuscancercare.org.uk

tenovus
cancer care
global cancer



Contents

Foreword	1
1. Executive Summary	2
2. Introduction	3
3. Background	5
4. Research: The figures	6
5. Output: Publication	10
6. Output: Engagement	12
7. Impact on research	14
8. What difference did we make?	15
9. Advisory Committees	16
10. Research Network	17
11. Partnerships and Collaborations	18
12. Appendix	19

Welcome to the Tenovus Cancer Care Research Impact Report for 2018/19

Looking through the Impact Report and the various projects funded fills me with not only with an immense sense of pride, but also with hope for the future of those affected by cancer.

It's fantastic to see to see our PhD students working on such an exciting and diverse range of projects, which reflect the fundamental challenges we face in working towards a cure.



It is so important that we continue to work in collaboration and partnerships, and consider how we fund research in a dynamic fashion. This is to make sure research from Tenovus Cancer Care continues to be as effective, ambitious and sustainable as possible. As part of this, in the next 12 months, I look forward to re-establishing and expanding collaborations with existing partners as well as creating new relationships with groups that share our values, aims and objectives.

As a charity that is privileged to provide services as well as research, it seems the perfect opportunity to ensure that Tenovus Cancer Care strategy and service provision are fully supported by the latest and highest quality evidence base. As a result, I am very excited that we were able to launch our new Research Strategy Grant call in the last 12 months, funding projects that directly speak to the work we are trying to achieve here at Tenovus Cancer Care. I look forward to discussing these further in the next Impact Report!

Of course none of the research funded by Tenovus Cancer Care would be possible without the generosity of our supporters. Nor would we be able to achieve our aims without the brilliant work being undertaken by our talented researchers. So to all of you, I want to say a massive thank you for all your hard work!

Best wishes

A handwritten signature in black ink, appearing to read 'Tim Banks'.

Dr Tim Banks
Head of Research
Tenovus Cancer Care

1. Executive Summary

Tenovus Cancer Care has funded world-class cancer research for over 50 years. We fund research projects that are unique and diverse, but each share a common goal; to improve the lives of people affected by cancer and prevent cancer from occurring in the first place.

Our funded researchers are asked to report on the progress of their projects and upon completion of the research. We rely on these accounts as the primary feedback from researchers about the progress, productivity and quality of their work to share with our supporters.

We collect both quantitative and qualitative information and both types of data are important. This summary helps to convey in numbers and narrative, the variety, progress, and impact delivered by Tenovus Cancer Care's research.

Our numbers 2018/19

£2,020,464 Invested

21 iGrants **14** PhD Studentships **15** KESS Studentships* **1** RCBC **1** MPhil

* KESS studentships are made up of 13 PhDs, 1 MPhil and 1 MRes.

In the last 12 months, we handled 52 grant awards which led to:

53 presentations

35 oral
18 poster

17 events

14 conferences

22 publications

17 published
5 submitted

2 prizes

2. Introduction

Every year, researchers from Welsh institutions apply for funding from us. Applications range from lab based; investigating how cancers form and creating new drugs for some of the hardest to treat cancers, to community projects; looking at how to improve the lives of people throughout their cancer journey.

- In the last 12 months we've monitored the activity of 52 active grant awards - including seven iGrants which successfully completed
- This amounts to £2,020,464 worth of research over the duration of the award

This can be broken down into:

21 iGrants

iGrants are research projects that act as a mechanism for innovation and thinking which has the potential to change the way treatment and provision of cancer care is considered, be it by Tenovus Cancer Care or elsewhere. Research addresses all aspects of the cancer journey but with particular emphasis on applicability and implementation.



These iGrants are projects of all sizes up to a maximum of £30,000 for up to 12 months.

14 PhD Studentships

PhD Studentships are long term projects which address the more fundamental and comprehensive challenges that cancer creates. These projects contain expertise to address these challenges independently of the remit to feed directly back into Tenovus Cancer Care service provision. That is not to say that these do not have the possibility of feeding into our services or strategic plans; however this is not their ambition nor are they bound by it.



PhDs are usually three years in length and cost around £90,000.


15 Knowledge and Economy Skills Scholarship (KESS) Studentships

KESS is a major European Convergence programme led by Bangor University on behalf of the Welsh higher education sector. KESS offers collaborative research projects (Research Masters and PhD) linked with a local company partner. KESS projects are run the same as PhD Studentships, for three years, although the funding commitment from Tenovus Cancer Care is supported by European Social Funding.



1 Research Capacity Building Collaboration (RCBC)

The Research Capacity Building Collaboration is a partnership between six universities in Wales that aims to increase research capacity in nursing, midwifery and the allied health professions. This type of funding allows newcomers or those wishing to update their research expertise to conduct research for one day a week over 12 months, allowing the individual to remain in post with their current employer.



1 MPhil

An MPhil is a shorter advanced research degree, often taking one year to complete. They are more likely to be community projects which address all aspects of the cancer journey.

This report will include information from all 52 grants that were active during the financial year.

3. Background

To make sure we fund the highest quality projects, we are a member of the Association of Medical Research Charities (AMRC), a national organisation of leading medical and health research charities.

AMRC membership is the hallmark of quality research funding. Membership requires us to adhere to the principle of robust, independent and transparent peer review when awarding grant funding. We were awarded 'Best practice in medical and health research peer review' following our five-yearly audit in 2015.

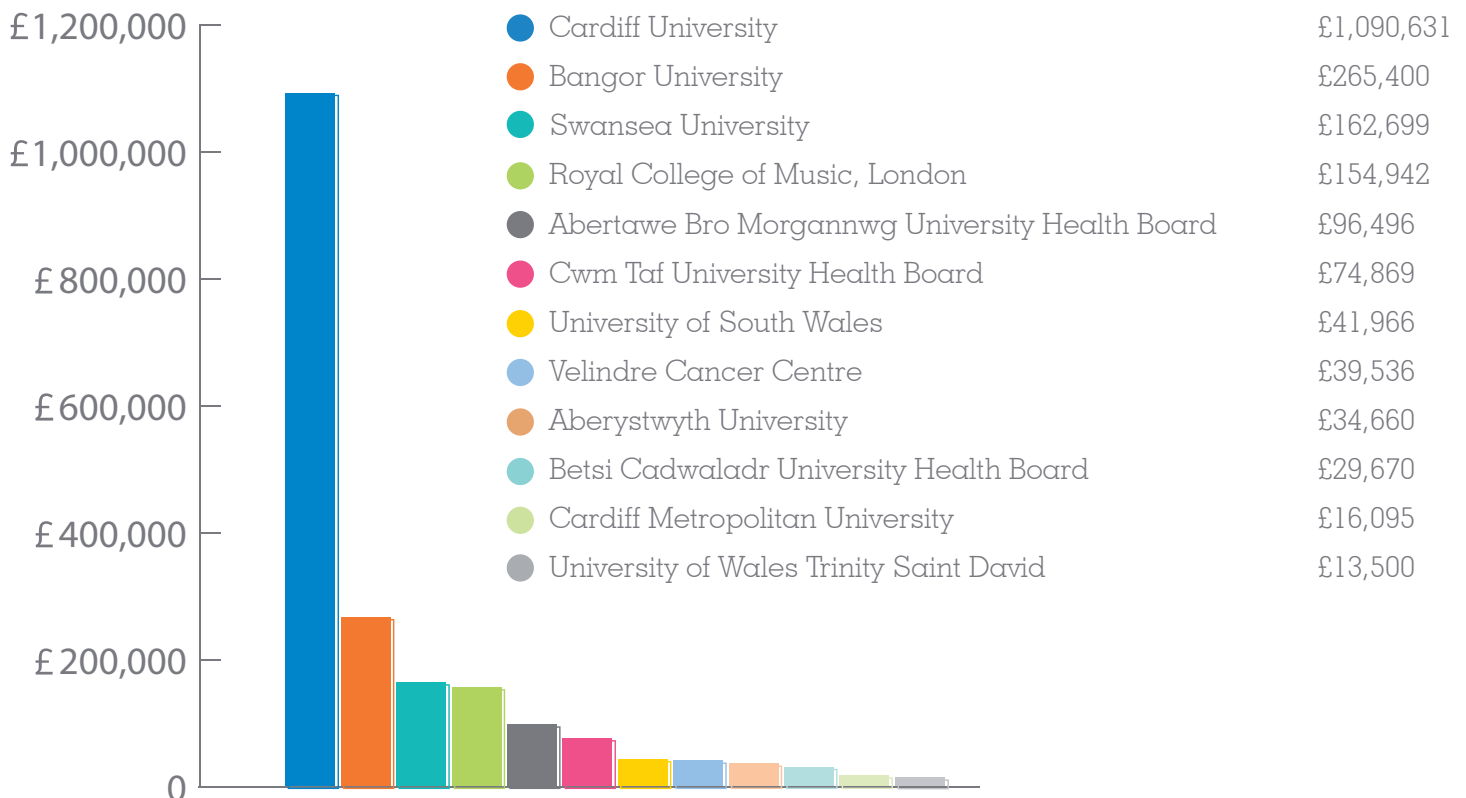
Below is our 4 step process to funding research:



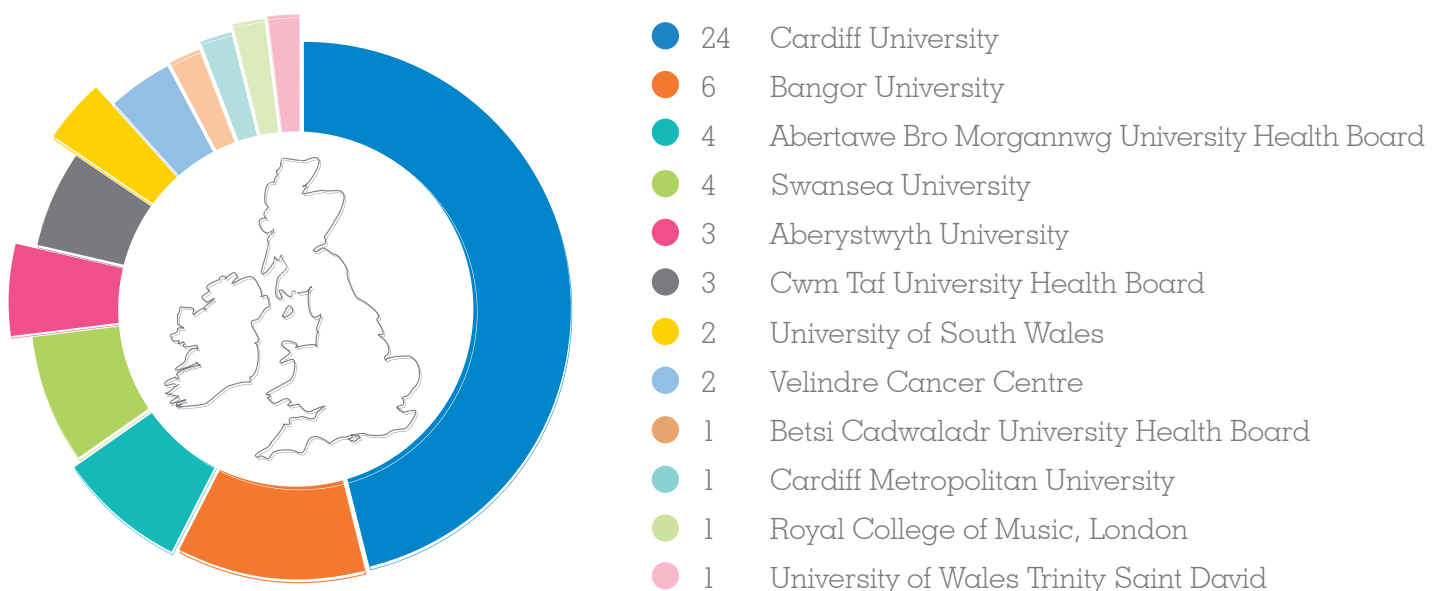
4. Research: The figures

Our research process has allowed us to fund and monitor 52 active grant awards over the 2018/19 financial period. The graphs below show a breakdown of these grants by location, region, type of funding, cancer type and research area.

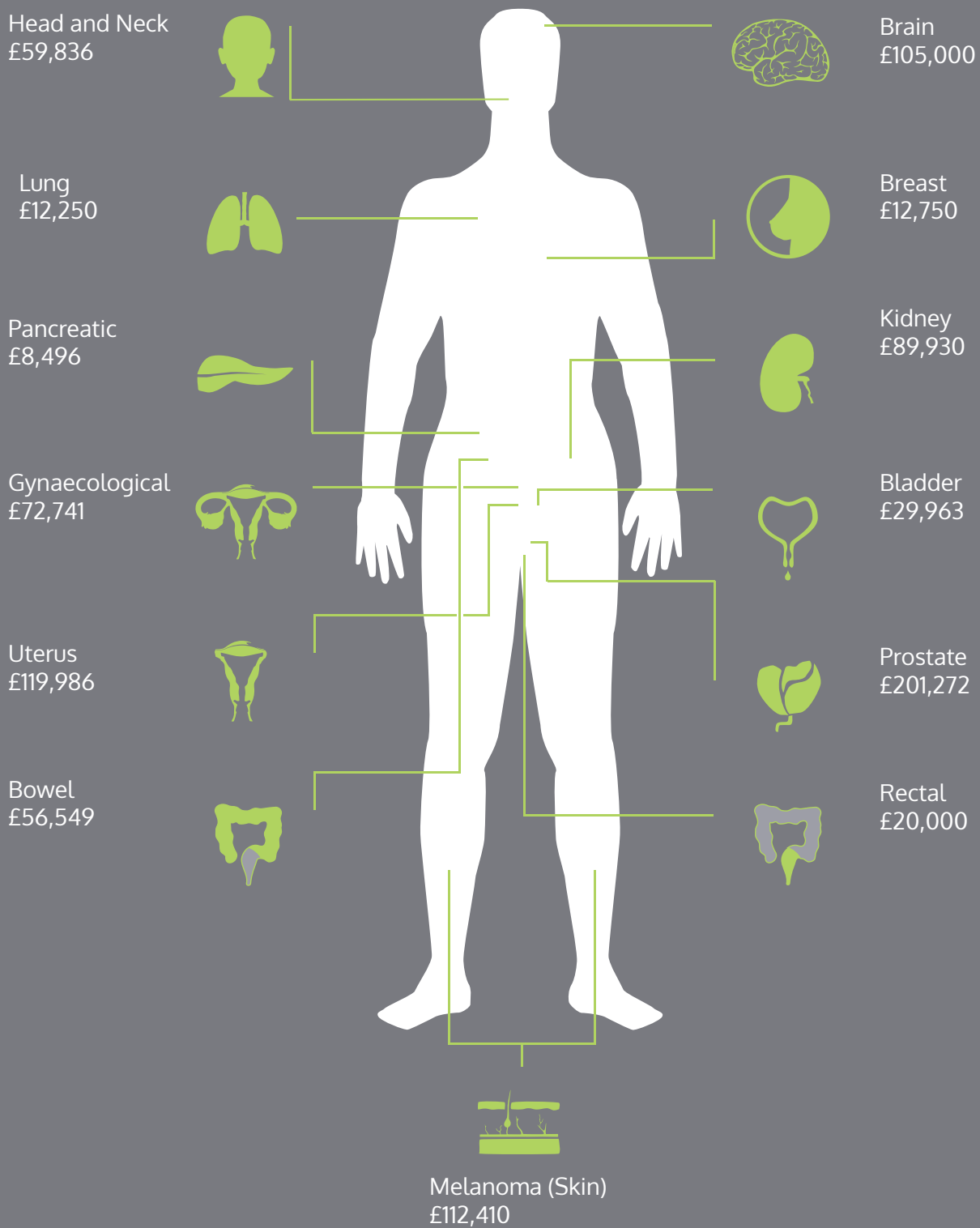
Research spend by location



Number of projects by location



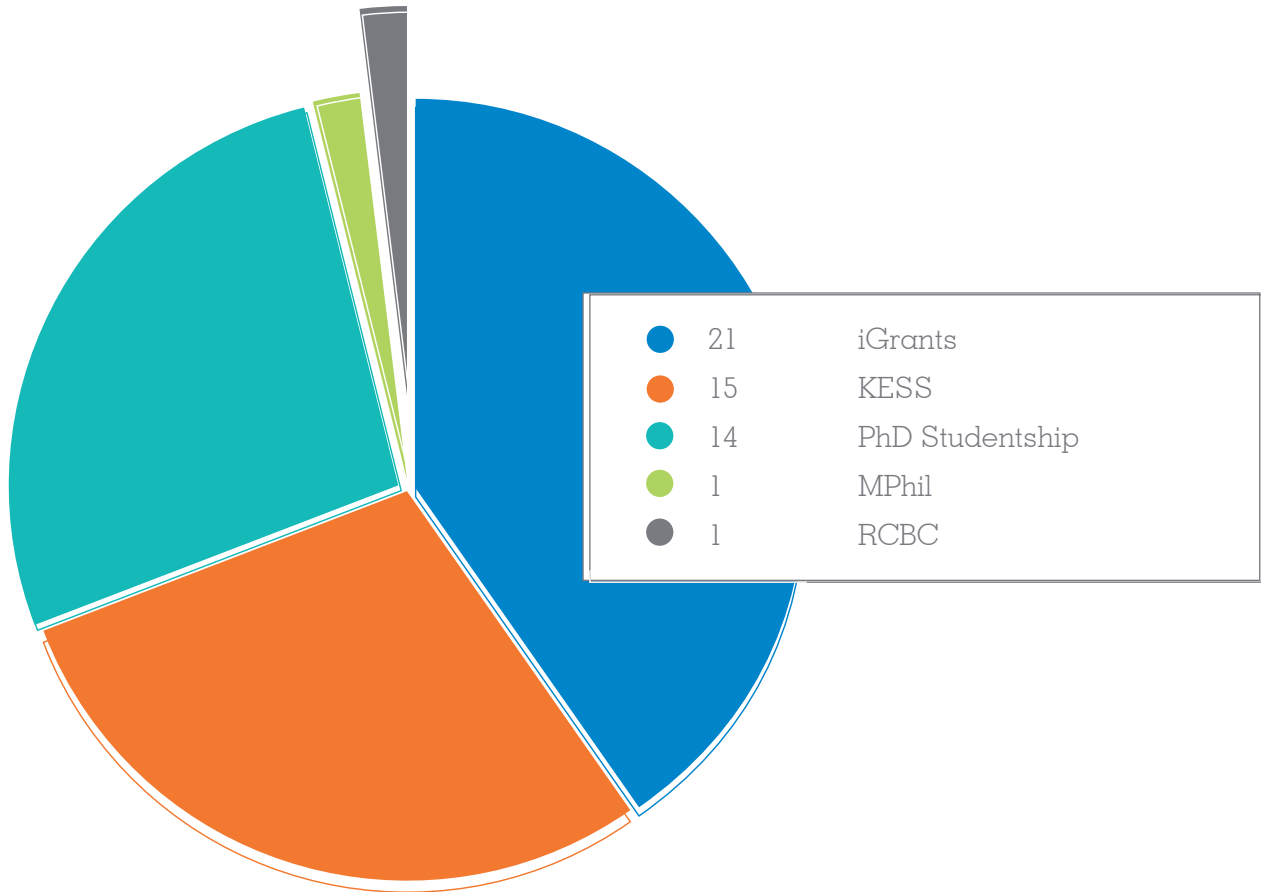
Research spend by cancer type



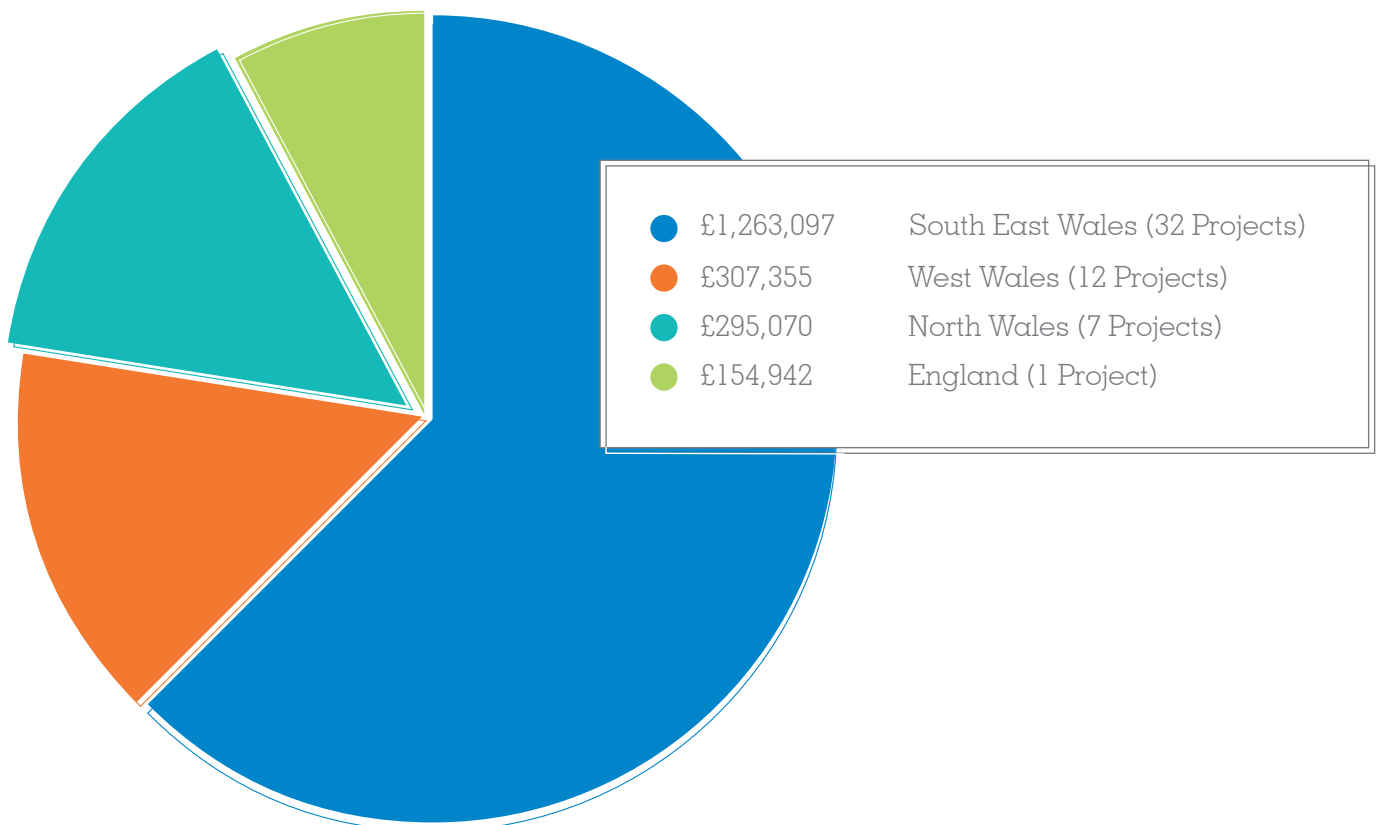
Research applicable to all cancers = £1,119,281

Total research spend = £2,020,464

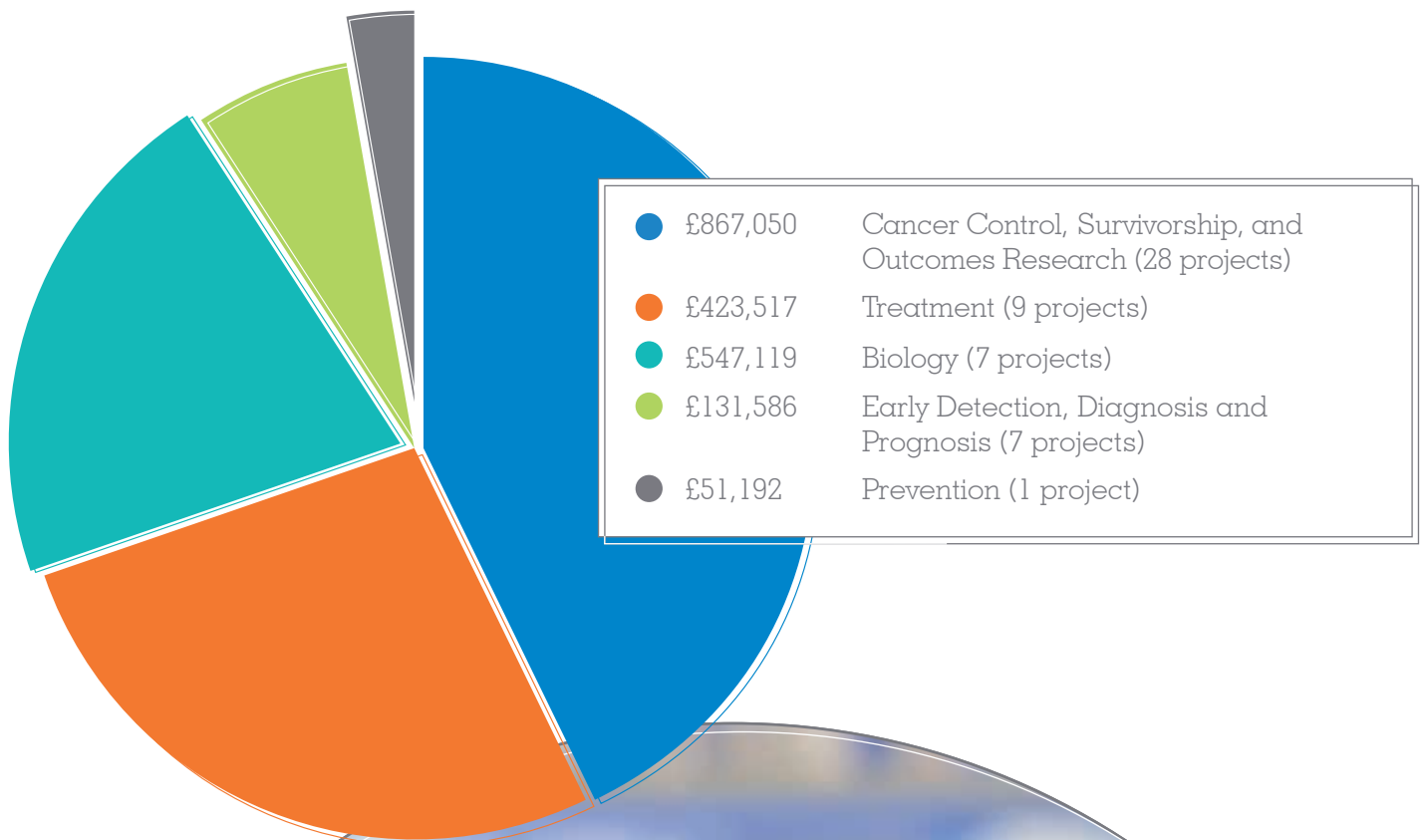
Number of projects by funding type



Research spend by region



Spend by research area



5. Output: Publication

Tenovus Cancer Care funded researchers reported seventeen publications associated with their projects with another five publications submitted and awaiting acceptance.

Eight of the seventeen publications used the Altmetric scoring system which is discussed in more detail below:

Warran K, Fancourt D, Wiseman T. How does the process of group singing impact on people affected by cancer? A grounded theory study. *BMJ Open* 2019; 9:e023261. DOI: 10.1136/bmjopen-2018-023261

Altmetric Score: 53 Journal Impact Factor: 2.413

Altmetric has tracked 12,728,337 research outputs across all sources to date. Compared to these this one has done particularly well and is in the 97th percentile: it's in the top 5% of all research outputs ever tracked by Altmetric.

The second publication scored on Altmetric was;

Codd A, Kanaseki T, Torigo T, Tabi Z. Cancer stem cells as targets for immunotherapy. *Immunology* 2018; 153(3). DOI:10.1111/imm.12866

Altmetric Score: 20 Journal Impact Factor: 4.539

To date Altmetric has tracked 1,844 research outputs from this source. They receive a mean Attention Score of 4.5. This one has done particularly well, scoring higher than 97% of its peers.

The third publication scored on Altmetric was;

Sakellariou D, Rotarou ES. Utilisation of mammography by women with mobility impairment in the UK: secondary analysis of cross-sectional data. *BMJ Open* 2019; 9:e024571. DOI: 10.1136/bmjopen-2018-024571

Altmetric Score: 9 Journal Impact Factor: 2.413

Older research outputs will score higher as they've had more time to accumulate mentions. To account for age Altmetric compare the Attention Score to the 175,517 tracked outputs that were published within six weeks on either side of this one in any source. This one scores higher than 78% of its contemporaries.

The next publication scored on Altmetric was;

Stanciu MA, Morris C, Makin M, Watson E, Bulger J, Evans R, Hiscock J, Hoare Z, Edwards RT, Neal RD, Yeo ST, Wilkinson C. Trial of personalised care after treatment—Prostate cancer: A randomised feasibility trial of a nurse-led psycho-educational intervention. *Eur J Cancer Care (Engl)* 2019;28(2):e12966. doi: 10.1111/ecc.12966

Altmetric Score: 5 Journal Impact Factor: 2.409

To date Altmetric has tracked 751 research outputs from this source. They receive a mean Attention Score of 4.0. This one has done well, scoring higher than 79% of its peers.

The next publication scored on Altmetric was;

Richards R, Kinnersley P, Brain K, McCutchan G, Staffurth J, Wood F. Use of Mobile Devices to Help Cancer Patients Meet Their Information Needs in Non-Inpatient Settings: Systematic Review. JMIR Mhealth Uhealth 2018; 6(12):e10026. DOI: 10.2196/10026

Altmetric Score: 4 Journal Impact Factor: 4.541

Compared to all research outputs across all sources to date, this publication has received more attention than most of these and is in the 73rd percentile tracked by Altmetric.

Three publications were authored by PhD student Alex Baker and received an Altmetric score of 60, 51 and 7 respectively.

Altmetric Score: 60 Journal Impact Factor: 10.199

Uusi-Kerttula H, Davies J, Thompson J, Wongthida P, Evgin L, Shim K, Bradshaw A, Pierre J, Rizkallah, Baker A, Jones R, Hanna L, Hudson E, Vile R, Chester J, Parker A. Ad5.3D.A20 – A tropism-modified, -v-6 integrin-selective oncolytic adenovirus for epithelial ovarian cancer therapies. Clinical Cancer Research 2018. DOI: 10.1158/1078-0432.CCR-18-1089

Altmetric Score: 51 Journal Impact Factor: 12.353

Baker A, Greenshields-Watson A, Coughlan L, Davies J, Uusi-Kerttula H, Cole D, Rizkallah P, Parker A. Diversity within the adenovirus fiber knob hypervariable loops influences primary receptor interactions. Nature Communications 2019; 10(741).DOI: 10.1101/406819

Altmetric Score: 7 Journal Impact Factor: 5.326

Baker A, Aguirre-Hernández C, Halldén G, Parker A. Designer Oncolytic Virotherapies: Coming of Age. Cancers 2018; 10(6), 201; DOI: 10.3390/cancers10060201.

Each of these publications did well, scoring higher than 90%, 68% and 95% respectively, when compared to others from the same source and published within six weeks on either side of this one.

We will continue to request publication information from our funded researchers in order to monitor the impact of the research and share with our supporters.

A complete list of reported publications can be seen in Appendix 1.

6. Output: Engagement

Tenovus Cancer care encourages the engagement of all funded researchers within the scientific and lay community.

Overall, 87 examples of engagement activities were reported. These activities have been broken down into the below categories:

Oral presentation

This would cover any oral presentations at national and international conferences, talks, seminars, or group meetings.

Poster presentation

This would cover any accepted posters which were displayed at a conference.

Scientific meeting or conference

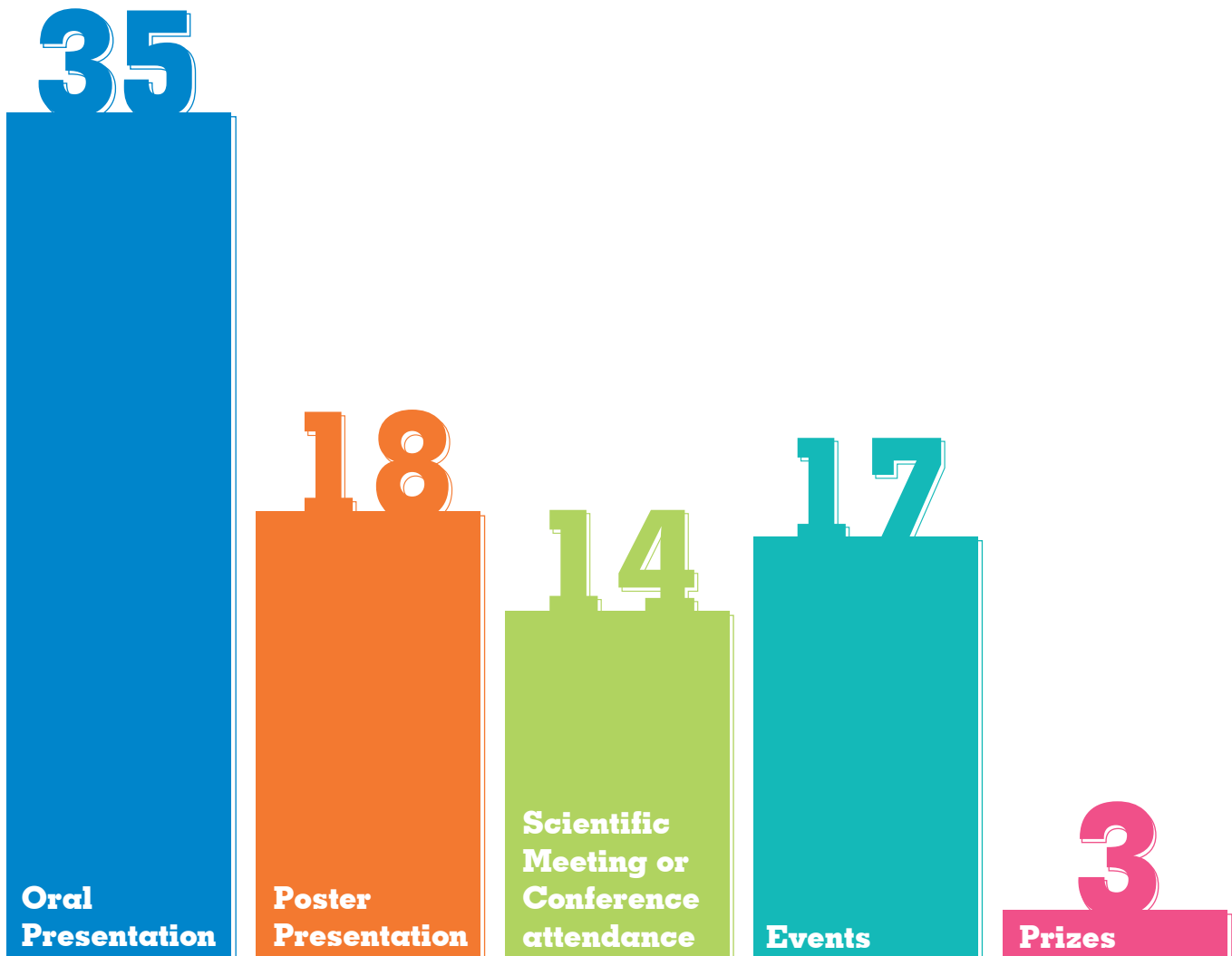
This would cover the remaining national and international conferences, talks, seminars and group meetings where no type of presentation; oral or poster has been made.

Events

Events can include any publicly attended activity which the student or grant holder was involved in.

Prizes

This would include any reported awarded prizes for an achievement by a student or grant holder.



To give some perspective, the oral presentations covered a variety of areas, including Cardiff, Llangollen, Rhyl, Wrexham, London, Rotterdam and Barcelona.

The poster presentations also had a wide reach at conferences in Amsterdam, Spain, France, New York, New Orleans and Chile.

The events included running a number of lab tours with our students at Cardiff and Swansea universities. These were attended by staff, volunteers and the general public to learn more about the research we fund. Students told us that co-hosting lab tours with us is a really positive experience and gives them a chance to present their work to new audiences and answer important questions.

Another event saw one of our PhD Students Sarah Galloway as a theme organiser for the 2018 Pint of Science in Cardiff. Pint of Science is a non-profit organisation that brings scientists to a local pub to discuss their latest research and findings.

One of our PhD students Terrence Trinca also ran workshops over two consecutive weekends at Techniquet Cardiff about his research on drosophila. Over 100 people attended the workshop; looking at flies under a microscope and learning more about Terrence's research.

Two PhD students were awarded prizes for their achievements detailed below;

Sarah Galloway won best poster prize at the 2018 School of Medicine Post Graduate Research Day in Cardiff and outstanding poster prize at the European Congress of Immunology in Amsterdam with a reward of €300.

Ana Jimenez-Pascual also won Best PhD Poster Award at the European Cancer Stem Cell Research Institute Symposium in Cardiff.

We will continue to encourage our researchers to take on engagement activities in the community to increase awareness of Tenovus Cancer Care funded research.



7. Impact on research

All completed funded research projects are asked to describe the impact of their research findings. This can include the impact for people affected by cancer and specifics regarding fundamental knowledge in cancer research such as the development of new scientific knowledge, methods or research cited in public policy documents.

Below are some examples to highlight the impact of research funded by Tenovus Cancer Care.

One completed PhD Studentship has expanded the knowledge of how zinc is involved in driving the ability of cells to divide, a mechanism usually out of control in cancer. The results confirmed the role of zinc transporters being responsible for letting zinc into cells and allowing them to divide and grow. The study established that cell growth can be prevented by agents that have been developed to block the action of these zinc transporters. This treatment can successfully stop cancer cells growing, suggesting that it may be a useful new tool to treat diseases such as cancer that are accompanied by increased cell growth. Additionally, these novel agents are also likely to kill cancer cells that are trying to spread around the body, offering a potential new treatment to prevent cancer spread.

Another PhD studentship investigated why patients with a rare genetic disease called Birt-Hogg-Dube, have an increased risk of kidney cancer. The results showed kidney cells lacking the gene folliculin (FLCN) have a higher rate of DNA damage and these cells accumulate damage over time resulting in their cancer. The discovery of how cancer forms in these patients will have a huge impact for cancer patients with Birt-Hogg-Dube, and also how kidney cancer might occur within the general population.

An iGrant to develop a tool to help men report Genitourinary Cancer-related Lymphoedema has had significant interest in the study on a global level. The British Lymphology Society (BLS) has made the Lymphoedema Genito-Urinary Cancer Questionnaire (LGUCQ) available on its website. Members of BLS are encouraged to register their use of the tool with their local Research & Development department and audit their progress. The iGrant holder has also been contacted by lymphoedema practitioners in Ireland, Australia, America and Canada who are interested in using the self-report tool with their male patients. The researcher is currently collating a database of details of practitioners in these countries who are interested in being contacted as part of a larger, multi-national study, should the opportunity arise. In the meantime they are becoming familiar with the tool in order to provide country specific feedback.

While evidence from other countries exists regarding the barriers people face in accessing cancer care, one iGrant was the first study to explore the experiences of people with physical disabilities in the UK as they seek to access cancer care, from screening, to diagnosis, treatment, and post-treatment. By widely disseminating the findings, the updated version of the Macmillan Cancer Support Holistic Needs Assessment tool now incorporates a section related to pre-existing conditions (either physical or mental) and how these might impact on cancer care.

Another project enabled two further Sing with Us choirs to be established in London, with over 350 people affected by cancer joining across the two year duration. The results provided the first controlled study data on the impact of Tenovus Cancer Care choirs and provides further support for the importance of the choirs. It will be possible to use the dataset produced by this research to explore the relationship between psychological and biological markers relating to mental health and cancer. Such research would be particularly innovative as there is very little published data in relation to cancer patients or mental health generally when considering the use of salivary biomarkers.

It is important that Tenovus Cancer Care funded research demonstrates an impact to meet our charitable aim of conducting and funding research to improve cancer outcomes and experiences.

8. What difference did we make?

These written accounts by our funded researchers highlight what difference Tenovus Cancer Care, and our supporters, made to their research:

“There are still too many people diagnosed with cancer every year, and while cancer research has made huge steps forward in recent years to reduce this number, a lot still needs to be done. Even the smallest contribution from you to support Tenovus Cancer Care can make a big difference to cancer patients by discovering new treatments.”

Silvia Ziliotto, PhD Student



“Funding from Tenovus Cancer Care made it possible for us to start a research programme, exploring experiences of cancer care for people with disabilities. By giving us funding for a relatively small project on a little-explored subject, Tenovus Cancer Care enabled us to start developing research focusing on cancer care disparities for people with disabilities.”

Dr Dikaios Sakellariou, iGrant holder

“The support that we received from Tenovus Cancer Care, in the form of an iGrant, made this research possible, and helped to highlight patient factors important to medical decision-making regarding the recovery process after bladder cancer treatment that were not known before. The support from Tenovus Cancer Care has helped us to explore the things that can be done to enhance post-surgery quality of life for survivors of bladder cancer.”

Professor Phil Reed & Dr Lisa Osborne,
iGrant Holders



“The Tenovus Cancer Care funding allowed us to research an under-researched group of people and employ creative methodologies to enable participants to communicate difficult experiences. In this project we tested ideas and methodologies to develop the knowledge-base required to develop a larger project on social isolation using creative methodologies.”

Dr Sofia Vougioukalou, iGrant Holder

9. Scientific and Psychosocial Advisory Committees

As a member of the AMRC, we follow good practice guidelines covering the five principles of peer review: accountability, balance, independence, rotation and impartiality. This includes having a scientific and psychosocial advisory committee who make independent and impartial funding recommendations of lab and non-lab based PhD applications to us.

We have recently recruited several new members to these committees and welcome their expertise as well as the ongoing commitment of our existing members.

Scientific Advisory Committee Members



Members listed from left to right.

Professor Jonathon Pines - Head of Division of Cancer Biology and Team Leader, Institute of Cancer Research, London.

Dr James N Arnold - Lecturer in Cancer and Pharmaceutical Sciences, King's College London.

Professor Charlotte Bevan - Professor of Cancer Biology, Imperial College London.

Professor Ian Tomlinson - Director of the Institute of Cancer and Genomic Sciences, University of Birmingham.

Chair: **Dr Douglas Winton** - Senior Group Leader, University of Cambridge.

Psychosocial Advisory Committee Members



Members listed from left to right.

Professor Julia Downing - Palliative Care Nurse, Educationalist and Researcher, King's College London.

Chair: **Professor Mari Lloyd-Williams** - Professor / Honorary Consultant in Palliative Medicine, University of Liverpool.

Professor John Saxton - Professor in Clinical Exercise Physiology, Northumbria University.

Professor Bridget Johnston - Florence Nightingale Foundation Clinical Professor of Nursing, University of Glasgow.

Professor Peter Murchie - Personal Chair (Clinical), University of Aberdeen.

Dr Abigail Fisher - Associate Professor, University College London.

Dr Katriina Whitaker - Reader in Cancer Care, University of Surrey

10. Research Network

We're committed to putting the needs of people affected by cancer at the heart of everything we do. That's why we conduct and support research which involves patients, carers and healthcare professionals.

We aim to email our Research Network each quarter with opportunities to be involved in Tenovus Cancer Care funded or supported research. This could include:

- Filling in a survey
- Taking part in a focus group
- Being interviewed either by phone or face-to-face
- Identifying research priorities
- Commenting and developing patient information leaflets or other research materials

In the 2018/19 financial year the Research Network had 216 members. Over the past 12 months, we sent three opportunities and four events to members to take part in.

One of these opportunities was a direct recruitment call for a funded iGrant to inform the content of a web resource presenting tools and tips for self-managing common eating problems experienced during cancer chemotherapy and immunotherapy (September 2018).

Another included the opportunity to join as a research partner in the cancer research strategy for Wales to attend meetings and offer consultation (December 2018).

The next steps are to increase the number of both members and research opportunities and events offered each quarter. This will be achieved by encouraging sign-ups and reminding our funded researchers of the potential for this avenue to gain participants for their research.



11. Partnerships and collaborations

We wish to take this opportunity to acknowledge all of the partners and collaborators we work with to ensure only the highest quality research is funded and later disseminated to the wider cancer community. We are actively seeking new partnerships and collaborations, please get in touch with research@tenovuscancercare.org.uk if you are interested.



12. Appendix

Publications

- Baker A**, Aguirre-Hernández C, Halldén G, **Parker A**. Designer Oncolytic Virotherapies: Coming of Age. *Cancers* 2018; 10(6), 201; DOI: 10.3390/cancers10060201.
- Baker A**, Greenshields-Watson A, Coughlan L, Davies J, Uusi-Kerttula H, Cole D, Rizkallah P, **Parker A**. Diversity within the adenovirus fiber knob hypervariable loops influences primary receptor interactions. *Nature Communications* 2019; 10(741).DOI: 10.1101/406819.
- Cocks A**, Roberts-Dalton H, Lewis P, Webber J Errington R, Watson P, Jones A, **Clayton A**. Endocytosis and intracellular trafficking of prostate cancer exosomes. *Journal of Extracellular Vesicles* 2018; 7. DOI: 10.1080/20013078.2018.1461450.
- Codd A**, Al-Taei S, Tokita S, Mizushima E, Rizkallah P, Kanaseki T, Torigoe T, Man S, **Tabi Z**. PO-407 Identification of unique antigens on prostate cancer stem cells for cytotoxic T cell recognition. *ESMO Open* 2018; 3. DOI: 10.1136/esmoopen-2018-EACR25.918.
- Codd A**, Kanaseki T, Torigo T, **Tabi Z**. Cancer stem cells as targets for immunotherapy. *Immunology* 2018; 153(3). DOI:10.1111/imm.12866.
- Eden M**, Harrison S, Griffin M, Lambe M, Pettersson D, Gavin A, Brewster D, Lin Y, Johannesen T, Milne R, Farrugia H, Nishri D, King MJ, **Huws D**, Warlow D, Turner D, Earle C, Peake M, Rashbass J. Impact of variation in cancer registration practice on observed international cancer survival differences between International Cancer Benchmarking Partnership (ICBP) jurisdictions. *Cancer Epidemiology* 2019; 58. DOI: 10.1101/531509.
- Hale J, **Jimenez-Pascual A**, Kordowski A, Pugh J, Silver DJ, Chen R, McIntyre T, Colombo G, Tarabloetti G, Hjalmsberg Olausson K, Forsberg Nilsson K, Lathia JD, **Siebzehnrubl FA**. A novel ADAMDEC1-FGF2-FGFR1 feedback loop maintains glioblastoma stem cells through ZEB1. *bioRxiv* 2019; 531509; DOI: <https://doi.org/10.1101/531509>.
- Hoang-Minh LB, **Siebzehnrubl FA**, Yang C, Dajac K, Andrews N, Schmoll M, Amin K, Vuong A, Huang J, Sayour EJ, **Jimenez-Pascual A**, Garrett TT, Mitchell DA, Sarkisian MR, Reynolds BA, Deleyrolle LP. Infiltrative and drug-resistant slow-cycling cells support metabolic heterogeneity and adaptability in glioblastoma. *EMBO J.* 2018; 37(23). DOI: 10.15252/embj.201798772.
- May S**, McDermott G, Marchesi J, **Parry L**. Impact of black raspberries on the normal and malignant Apc deficient murine gut microbiome. *Journal of Berry Research* 2019, pre-press. DOI: 10.3233/JBR-180372.
- Powell-Chandler A, Rees B, Broad C, Torkington J, O'Neill C, **Cornish JA**. Physiotherapy and Anterior Resection Syndrome (PARiS) trial: feasibility study protocol. *BMJ Open.* 2018;8(6) doi:10.1136/bmjopen-2018-021855.
- Reed P**, **Osborne L**. Factors related to patient choice of bladder reconstruction following radical Cystectomy. *Journal of Clinical Urology* 2019. DOI:10.1177/2051415819833231.

12. Appendix (continued)

Richards R, Kinnersley P, Brain K, McCutchan G, Staffurth J, **Wood F**. Use of Mobile Devices to Help Cancer Patients Meet Their Information Needs in Non-Inpatient Settings: Systematic Review. *JMIR Mhealth Uhealth* 2018; 6(12):e10026. DOI: 10.2196/10026.

Sakellariou D, Rotarou ES. Utilisation of mammography by women with mobility impairment in the UK: secondary analysis of cross-sectional data. *BMJ Open* 2019; 9:e024571. DOI: 10.1136/bmjopen-2018-024571.

Stanciu MA, Morris C, Makin M, Watson E, Bulger J, Evans R, Hiscock J, Hoare Z, **Edwards RT**, Neal RD, **Yeo ST**, Wilkinson C. Trial of personalised care after treatment—Prostate cancer: A randomised feasibility trial of a nurse-led psycho-educational intervention. *Eur J Cancer Care (Engl)* 2019; 28(2):e12966. doi: 10.1111/ecc.12966.

Uusi-Kerttula H, Davies J, Thompson J, Wongthida P, Evgin L, Shim K, Bradshaw A, Pierre J, Rizkallah, **Baker A**, Jones R, Hanna L, Hudson E, Vile R, Chester J, **Parker A**. Ad5.3D.A20 – A tropism-modified, -v-6 integrin-selective oncolytic adenovirus for epithelial ovarian cancer therapies. *Clinical Cancer Research* 2018. DOI: 10.1158/1078-0432.CCR-18-1089.

Vaughan-Shaw PG, Gash K, Adams K, Vallance A, Pilkington SA, Torkington J, **Cornish JA**. The CLOSurE of Ileostomy Timing (CLOSE-IT) study. *BMJ Open*. 2018;8(10):e023305. DOI: 10.1136/bmjopen-2018-023305.

Warran K, **Fancourt D**, Wiseman T. How does the process of group singing impact on people affected by cancer? A grounded theory study. *BMJ Open* 2019; 9:e023261. DOI: 10.1136/bmjopen-2018-023261.

Publications – Submitted (Awaiting Publication)

Baker A, Greenshields-Watson A, Coughlan L, Uusi-Kerttula H, Cole D, Rizkallah P, **Parker A**. Divergent evolution of hypervariable loops in Adenovirus Fiber-Knob domain modulates primary receptor tropism in Adenovirus. Manuscript Under Review.

Nagalo, BM. Ayala-Breton, C. **Baker, A**. Peng, KW. Borad, MJ. Exploring the Antitumor Efficacy of the Fusogenic Vesicular Stomatitis Virus (VSV-FH) in Gastrointestinal Tumors. Manuscript Under Review.

Anstey S, Sakellariou D, Gaze S, Courtenay M, Kelly D, Warren N. Continuity of care for people with physical disability who have cancer; a qualitative interview study. *BMC Cancer*.

Sakellariou D, Anstey S, Gaze S, Girt E, Kelly D, Moore B, Polack S, Pratt R, Tyrer G, Warren N, Wilkinson W, Courtenay M. Barriers to accessing cancer services for adults with physical disabilities in England and Wales: an interview-based study. *BMJ Open*.

Sakellariou D, Anstey S, Polack S, Gaze S, Rotarou E, Warren N, Courtenay M. 'Did you not notice that I've just wheeled in in a wheelchair?' Disabled people's experiences of social disparities in cancer care. *Critical Public Health*.



Tenovus Cancer Care
Gleider House, Ty Glas Rd, Cardiff CF14 5BD
029 2076 8850
info@tenovuscancercare.org.uk

Registered Charity No. 1054015